

Where we are:

Chap 2	Configuration Space
Chap 3	Rigid-Body Motions
Chap 4	Forward Kinematics
Chap 5	Velocity Kinematics and Statics
Chap 6	Inverse Kinematics
Chap 8	Dynamics of Open Chains
Chap 9	Trajectory Generation
Chap 11	Robot Control
	11.1 Control System Overview
	11.2 Error Dynamics
Chap 13	Wheeled Mobile Robots

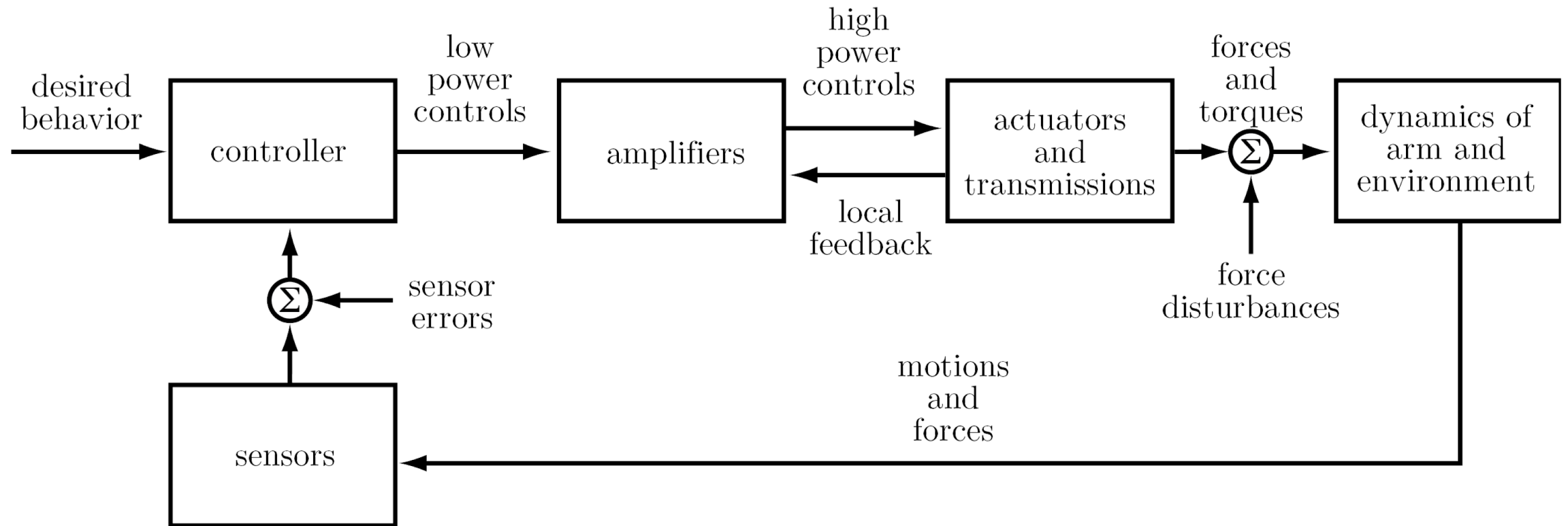
Important concepts, symbols, and equations

Example control objectives:

- **motion control**
- **force control**
- **hybrid motion-force control**
- **impedance control**

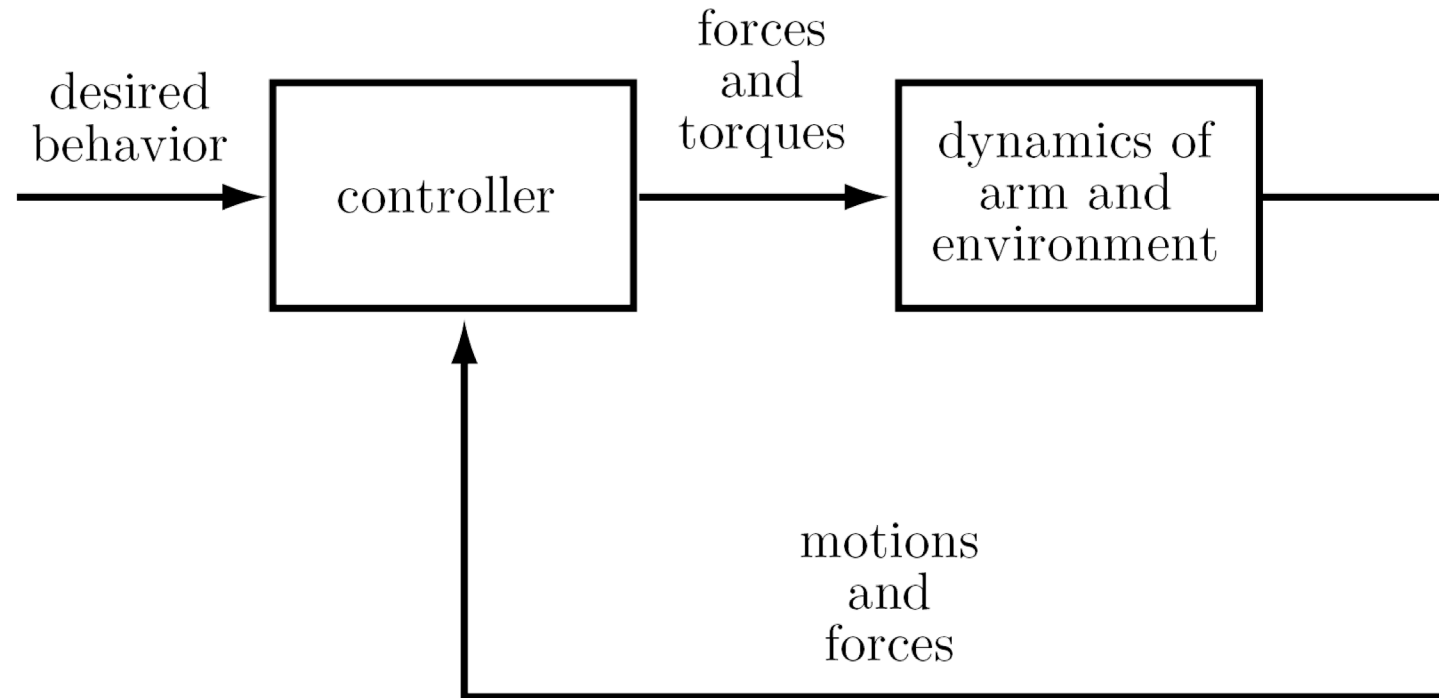
Important concepts, symbols, and equations (cont.)

Control system block diagram:



Important concepts, symbols, and equations (cont.)

Simplified block diagram:



Also assuming continuous-time (not discrete-time) control.

Important concepts, symbols, and equations (cont.)

For motion control,

reference: $\theta_d(t)$

actual: $\theta(t)$

error: $\theta_e(t) = \theta_d(t) - \theta(t)$

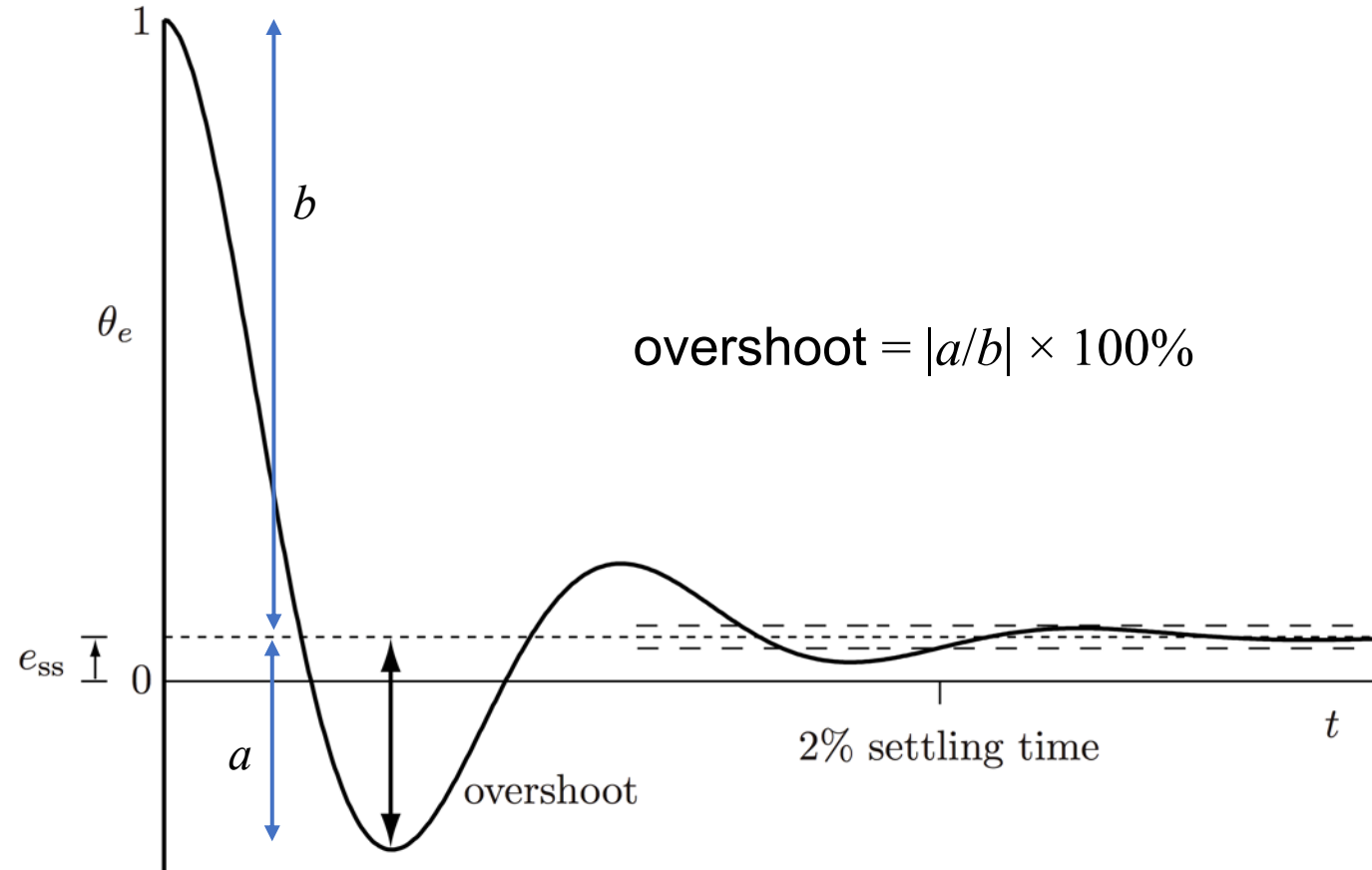
Unit step error response:

$\theta_e(t)$ starting from $\theta_e(0) = 1$

Steady-state error response: e_{ss}

Transient error response:

overshoot, settling time



Important concepts, symbols, and equations (cont.)

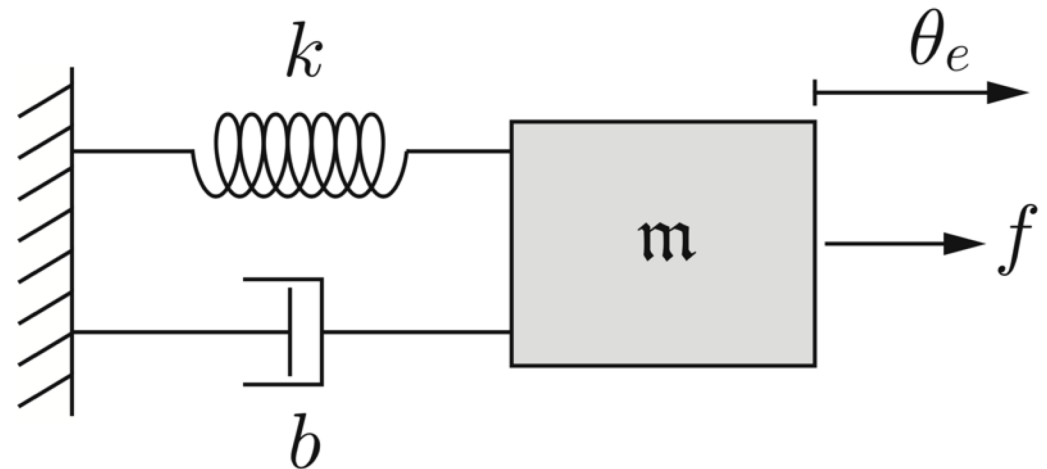
System dynamics, feedback controllers, and error response are often modeled by **linear ordinary differential equations**.

The simplest linear ODE exhibiting overshoot is second order, e.g.,

$$m\ddot{\theta}_e + b\dot{\theta}_e + k\theta_e = f$$

or, if $f=0$,

$$\ddot{\theta}_e + \frac{b}{m}\dot{\theta}_e + \frac{k}{m}\theta_e = 0$$



k and b depend on the control law

Important concepts, symbols, and equations (cont.)

A more general p^{th} -order linear ODE:

$$a_p \theta_e^{(p)} + a_{p-1} \theta_e^{(p-1)} + \dots + a_2 \ddot{\theta}_e + a_1 \dot{\theta}_e + a_0 \theta_e = c \quad \text{nonhomogenous}$$

$$a_p \theta_e^{(p)} + a_{p-1} \theta_e^{(p-1)} + \dots + a_2 \ddot{\theta}_e + a_1 \dot{\theta}_e + a_0 \theta_e = 0 \quad \text{homogeneous}$$

$$\theta_e^{(p)} + a'_{p-1} \theta_e^{(p-1)} + \dots + a'_2 \ddot{\theta}_e + a'_1 \dot{\theta}_e + a'_0 \theta_e = 0$$

$$\theta_e^{(p)} = -a'_{p-1} \theta_e^{(p-1)} - \dots - a'_2 \ddot{\theta}_e - a'_1 \dot{\theta}_e - a'_0 \theta_e$$

Important concepts, symbols, and equations (cont.)

Defining a state vector $x = (x_1, x_2, \dots, x_p)$, you can write the p^{th} -order ODE as p first-order ODEs (a vector ODE).

$$x_1 = \theta_e,$$

$$x_2 = \dot{x}_1 = \dot{\theta}_e,$$

$$\vdots$$

$$x_p = \dot{x}_{p-1} = \theta_e^{(p-1)}$$

$$\dot{x}(t) = Ax(t) \rightarrow x(t) = e^{At}x(0)$$

$$A = \begin{bmatrix} 0 & 1 & 0 & \cdots & 0 & 0 \\ 0 & 0 & 1 & \cdots & 0 & 0 \\ \vdots & \vdots & \vdots & \ddots & \vdots & \vdots \\ 0 & 0 & 0 & \cdots & 1 & 0 \\ 0 & 0 & 0 & \cdots & 0 & 1 \\ -a'_0 & -a'_1 & -a'_2 & \cdots & -a'_{p-2} & -a'_{p-1} \end{bmatrix} \in \mathbb{R}^{p \times p}$$

Important concepts, symbols, and equations (cont.)

$$\dot{x}(t) = Ax(t) \rightarrow x(t) = e^{At}x(0)$$

If $\text{Re}(s) < 0$ for all eigenvalues s of A , then the error dynamics are **stable** (the error decays to zero).

The eigenvalues are the roots of the **characteristic equation**

$$\det(sI - A) = s^p + a'_{p-1}s^{p-1} + \dots + a'_2s^2 + a'_1s + a'_0 = 0$$

Necessary conditions for stability: each $a'_i > 0$.

These necessary conditions are also **sufficient** for first- and second-order systems.

Types of control for the following tasks:

- Shaking hands with a human
- Erasing a whiteboard
- Spray painting
- Back massage
- Pushing an object across the floor with a mobile robot
- Opening a refrigerator door
- Inserting a peg in a hole
- Polishing with a polishing wheel
- Folding laundry

If the error dynamics characteristic equation is $(s + 3 + 2j)(s + 3 - 2j)(s - 2) = 0$, does the error converge to zero?

Note: if $x_1 = \text{error}$ and $x = (x_1, x_2, x_3)$, then $\dot{x} = Ax$, where

$$A = \begin{bmatrix} 0 & 1 & 0 \\ 0 & 0 & 1 \\ 26 & -1 & -4 \end{bmatrix}$$

You can choose a control law to be a virtual spring, a virtual damper, a virtual spring plus damper, or nothing. Which of these could stabilize an actuated pendulum with viscous friction to the upright configuration? To a horizontal configuration? To the downward configuration? Describe the transient and steady-state error response for each.

